

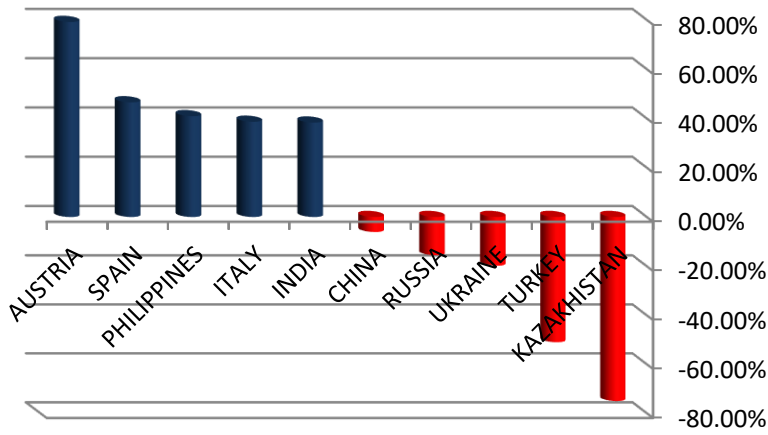
VISITOR ARRIVALS TO ISRAEL (INC. DAY VISITORS* INC. CRUISE PASSENGERS) BY NATIONALITY

הנתונים באלפים

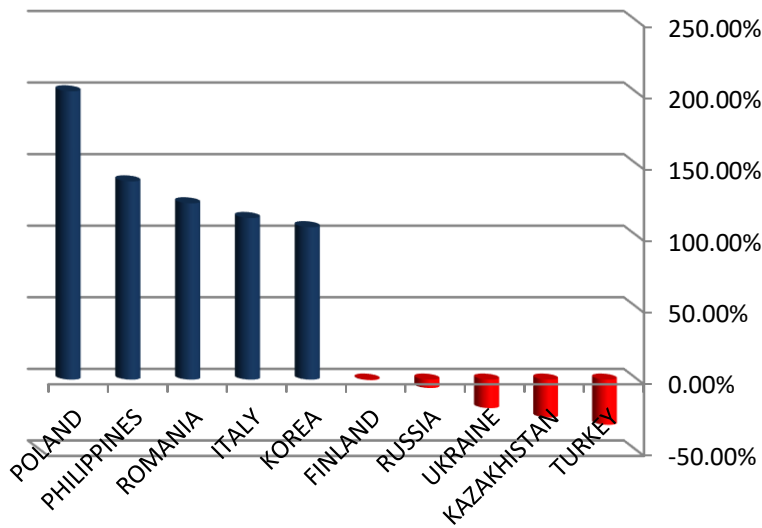
	November			% change		January-November			% change	
	2018	2017	2016	2018/ 2017	2018/ 2016	2018	2017	2016	2018/ 017	2018/ 2016
TOTAL	418.8	384.9	307.3	9%	36%	4032.67	3,553.5	2,803.5	13%	44%
ASIA	52.7	50.6	37.6	4%	40%	430.4	421.7	281.6	2%	53%
						0				
ASIA (FAR EAST)	44.8	38.7	31.2	16%	44%	330.2	308.2	213.2	7%	55%
INDIA	8.3	6.0	5.6	38%	48%	66.8	55.1	42.2	21%	58%
MALAYSIA	3.1	2.4	2.0	29%	53%	10.8	7.9	5.9	37%	83%
INDONESIA	5	4.3	2.9	16%	74%	32.2	32.3	19.4	0%	66%
HONG KONG	0.9	0.8	0.7	13%	21%	8.8	8.6	5.1	2%	74%
CHINA	10.8	11.5	10.8	-6%	0%	96.4	105.6	72.4	-9%	33%
JAPAN	2	1.9	1.3	5%	52%	18	16.3	10.9	10%	65%
TAIWAN	1.1	0.9	0.9	22%	17%	12.4	9.6	6.7	29%	86%
KOREA	4.4	3.9	2.1	13%	106%	43.5	38.5	27.0	13%	61%
SINGAPORE	2.6	2.3	1.9	13%	38%	10.8	9.7	8.3	11%	30%
THAILAND	0.4	0.3	0.3	33%	56%	3.1	2.7	2.1	15%	50%
PHILIPPINES	6.2	4.4	2.6	41%	138%	27.4	21.9	13.4	25%	104%
						0				
ASIA -OTHER	5.5	7.8	6.4	-29%	-14%	74.3	73.2	68.4	2%	9%
CYPRUS	0.9	1.1	0.7	-18%	35%	8.5	8.7	5.7	-2%	49%
TURKEY	2.5	5.1	3.7	-51%	-32%	37.3	37.6	31.9	-1%	17%
JORDAN	1.3	0.6	1.2	117%	7%	15.8	14.3	18.1	10%	-13%
OTHER	0.8	1.0	0.9	-20%	-8%	12.7	12.6	12.7	1%	0%
						0				
AFRICA	5.5	6.5	6.2	-15%	-11%	69.9	64.2	56.1	9%	25%
SOUTH AFRICA	1.4	1.4	1.5	0%	-9%	25.2	23.4	18.5	8%	36%
EGYPT	0.2	0.2	0.1	0%	35%	6.4	7.2	8.7	-11%	-26%
MOROCCO	0.3	0.2	0.2	50%	26%	2.8	2.9	2.7	-3%	5%
NIGERIA	0.5	1.5	1.5	-67%	-66%	6.6	5.7	5.4	16%	21%
KENYA	1	0.9	1.0	11%	5%	4.5	3.4	3.7	32%	21%
OTHER	2.1	2.3	1.8	-9%	16%	24.4	21.6	17.0	13%	43%
						0				
EUROPE	242.6	227.3	177.2	7%	37%	2340.77	2,029.8	1,626.7	15%	44%
NORDIC COUNTRIES	8.4	7.8	6.5	8%	29%	84.38	71.7	62.0	18%	36%
FINLAND	1.9	1.8	1.9	6%	0%	15.7	14.3	12.6	10%	25%
SWEDEN	3	3.1	2.1	-3%	45%	31.2	25.5	20.0	22%	56%
NORWAY	1.5	1.2	1.1	25%	40%	15.68	13.4	11.4	17%	37%
DENMARK	2	1.7	1.5	18%	37%	21.8	18.5	17.7	18%	23%
UNITED KINGDOM	17.5	18.1	16.2	-3%	8%	209.5	197.8	182.5	6%	15%
IRELAND	1.1	1.1	0.9	0%	18%	11	9.9	9.9	11%	11%
NETHERLANDS	8.2	6.7	4.5	22%	82%	78.6	60.1	47.1	31%	67%
BELGIUM	3.7	3.3	2.7	12%	37%	38.8	34.4	31.0	13%	25%
FRANCE	25.5	21.7	21.5	18%	18%	311.89	286.9	268.2	9%	16%
ITALY	16.5	11.9	7.8	39%	113%	134	96.2	76.9	39%	74%
SWITZERLAND	5	4.2	3.5	19%	45%	54.3	46.3	39.6	17%	37%
GERMANY	27.9	23.5	17.2	19%	62%	259.7	211.1	165.5	23%	57%
AUSTRIA	4.3	2.4	2.8	79%	53%	46	28.2	23.7	63%	94%
SPAIN	8.5	5.8	4.8	47%	76%	71.9	57.2	41.2	26%	74%
PORTUGAL	1	1.0	1.1	0%	-7%	12.8	10.4	8.7	23%	47%
						0				

TOTAL CIS	51.4	62.0	55.8	-17%	-8%	463.5	621.5	456.2	-25%	2%
RUSSIA	31.1	36.8	33.0	-15%	-6%	353.1	372.9	262.0	-5%	35%
UKRAINE	14.2	17.7	17.7	-20%	-20%	166.9	177.4	150.5	-6%	11%
BELARUS	3.6	3.2	2.4	13%	50%	35.9	33.0	23.7	9%	51%
REP. OF MOLDOVA	0.9	1.3	0.9	-31%	0%	11.2	11.0	8.4	2%	34%
UZBEKISTAN	0.3	0.3	0.3	0%	2%	3.6	3.8	3.6	-5%	0%
KAZAKHISTAN	0.5	2.0	0.7	-75%	-26%	5.6	16.6	6.6	-66%	-15%
OTHER CIS	0.8	0.7	0.8	14%	2%	6.9	7.9	1.5	-13%	364%
						0				
GEORGIA	0.8	1.1	1.8	-27%	-56%	9.8	12.0	13.9	-18%	-30%
ESTONIA	0.8	0.9	0.3	-11%	145%	5.4	4.7	2.7	15%	100%
LITHUANIA	4.8	3.8	2.5	26%	94%	23.4	18.3	12.1	28%	93%
LATVIA	2.5	2.6	1.6	-4%	58%	15	12.5	7.6	20%	97%
						0				
POLAND	20.2	21.1	6.7	-4%	201%	155.6	89.9	49.6	73%	214%
HUNGARY	4.9	3.9	2.8	26%	75%	30.4	21.6	15.8	41%	92%
CROATIA	1.2	1.2	0.8	0%	44%	7.2	6.2	4.2	16%	71%
SLOVENIA	0.3	0.3	0.2	0%	36%	3.3	2.6	1.8	27%	88%
SERBIA	1	0.9	0.7	11%	43%	7.9	6.0	4.4	32%	81%
ROMANIA	13.9	12.2	6.2	14%	123%	104.5	77.4	47.9	35%	118%
BULGARIA	2.7	2.3	1.3	17%	101%	15.8	11.7	8.3	35%	91%
CZECH REP.	4.8	4.6	2.4	4%	101%	32.2	23.9	16.2	35%	99%
SLOVAKIA	3.4	2.7	1.7	26%	97%	22.7	14.6	8.2	55%	178%
GREECE	3.9	3.2	2.1	22%	82%	28.9	26.9	16.9	7%	71%
OTHER	0.8	1.1	0.6	-27%	35%	8.5	6.5	4.7	31%	80%
						0				
AMERICA	112.9	96.4	82.4	17%	37%	1132.9	975.8	789.7	16%	43%
UNITED STATES	82.6	71.3	61.1	16%	35%	855.5	742.6	613.1	15%	40%
CANADA	9.2	7.8	7.8	18%	18%	89.2	79.6	64.1	12%	39%
MEXICO	4	3.3	2.5	21%	61%	35.1	27.1	19.7	30%	78%
CEN&SOUTH AMRCA	17.1	14.0	11.0	22%	55%	153.1	134.1	92.8	14%	65%
URUGUAY	0.3	0.2	0.3	50%	17%	4.2	3.7	2.9	14%	47%
ARGENTINA	1.8	1.8	1.6	0%	15%	33.6	30.8	24.4	9%	38%
BRAZIL	7.6	6.9	4.7	10%	62%	60.1	52.9	32.3	14%	86%
CHILE	1.1	0.5	0.3	120%	232%	8.9	7.4	5.3	20%	67%
COLOMBIA	1.8	1.1	0.9	64%	107%	15.4	11.4	7.6	35%	102%
VENEZUELA	0.1	0.1	0.2	0%	-50%	1.2	1.2	1.2	0%	3%
						0				
OCEANIA	4.5	3.5	3.2	29%	39%	49.4	45.2	33.0	9%	50%
AUSTRALIA	3.5	2.9	2.8	21%	26%	41.6	39.0	28.6	7%	45%
NEW ZEALAND	0.6	0.5	0.4	20%	47%	6	4.8	3.5	25%	72%
OTHER	0.4	0.1	0.0	300%	953%	1.8	1.4	0.9	29%	97%
						0				
NOT KNOWN	0.6	0.6	0.6	0%	0%	9.3	9.2	16.4	1%	-43%

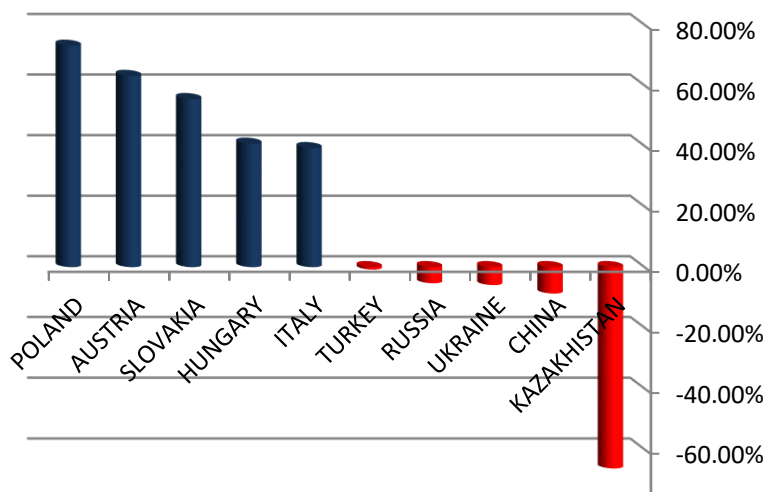
אחוז שינוי חודשי 2018/17



אחוז שינוי חודשי 2018/16



אחוז שינוי מצטבר 2018/17



-80.00%

אחוז שינוי מצטבר 2018/16

